

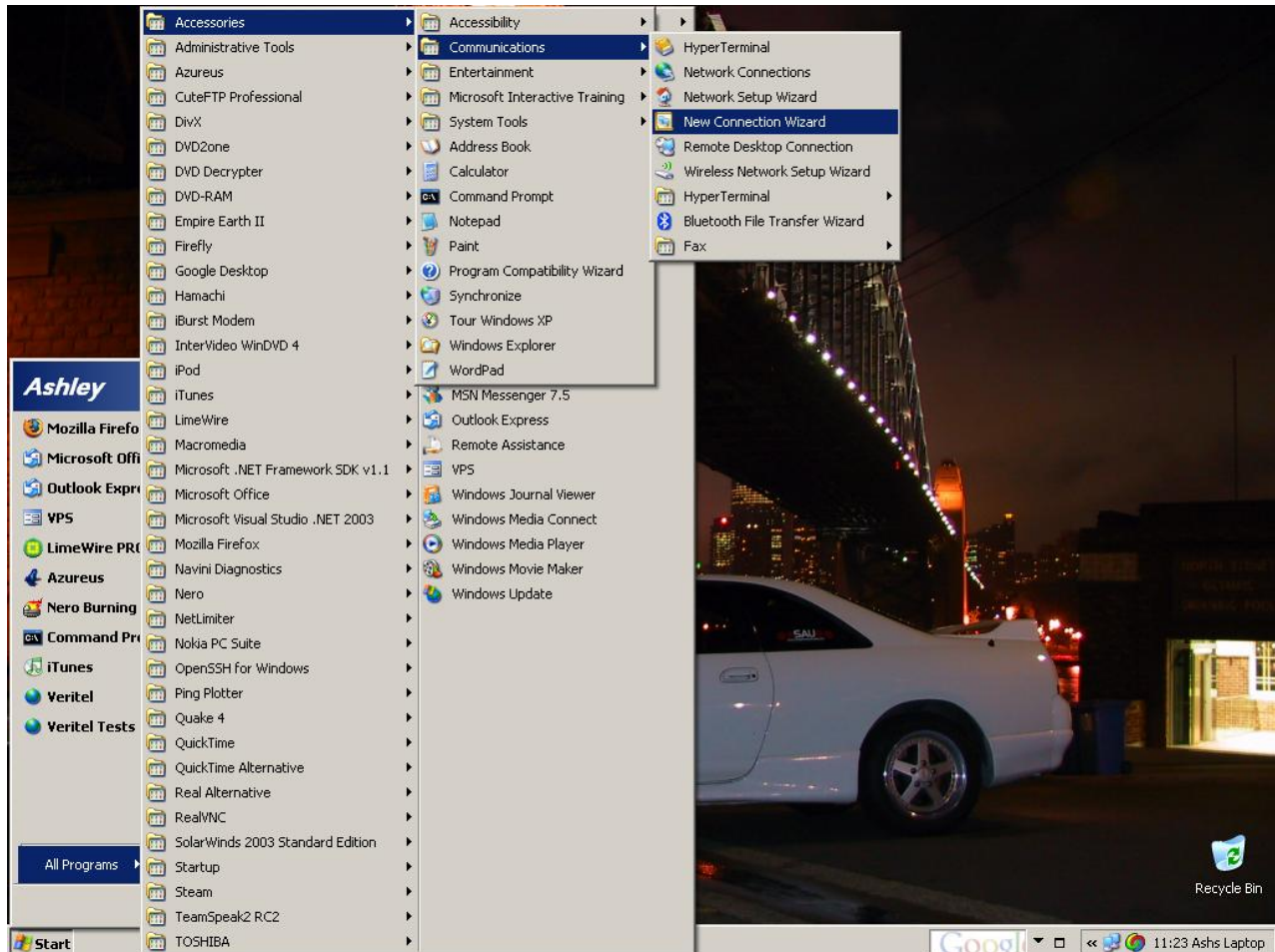


BigAir Backup Dial-Up Guide

This Guide will show you how to set up your computer to access BigAir's Backup Dial-Up Facility.

How to configure a new Dialup Connection

1. Open the New Connection Wizard ([Start](#) → [All Programs](#) → [Accessories](#) → [Communications](#) → [New Connection Wizard](#)).



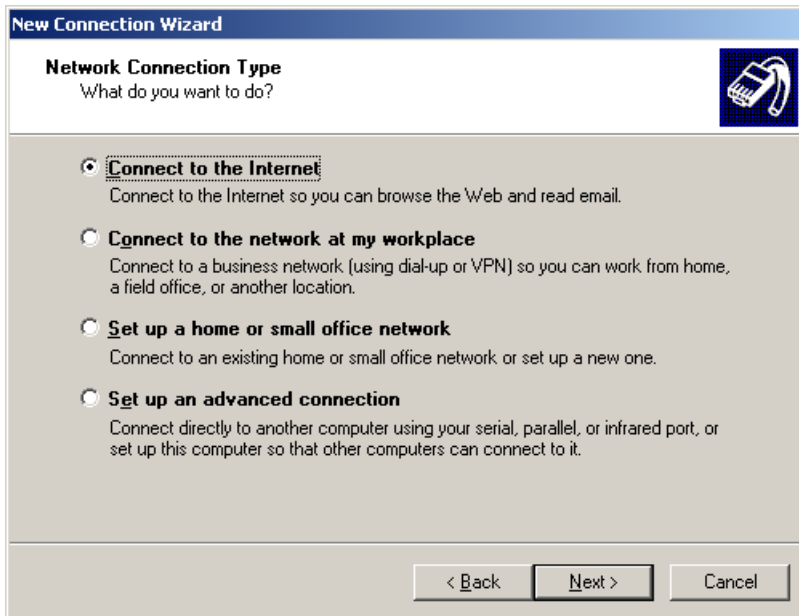


BigAir Backup Dial-Up Guide

2. You will now be at the New Connection Wizard Welcome Screen. Click **Next** to Continue.



3. Select **Connect to the Internet** and choose **Next** to Continue.



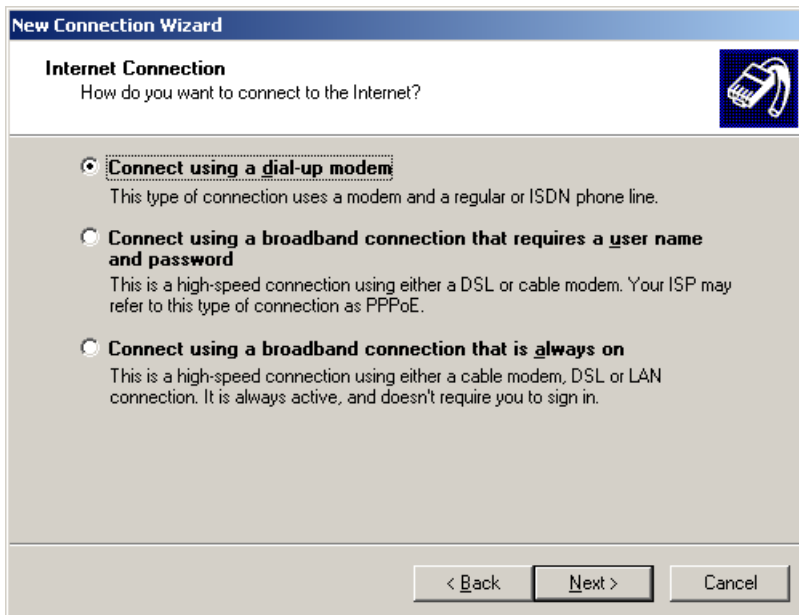


BigAir Backup Dial-Up Guide

4. Choose **Set up my connection manually** and click **Next** to Continue.



5. Choose **Connect using a dial-up modem** and click **Next** to Continue.





BigAir Backup Dial-Up Guide

6. Enter **“BigAir Backup Dial-Up”** As the ISP Name and Click **Next** to Continue.

The screenshot shows a Windows-style dialog box titled "New Connection Wizard". The main heading is "Connection Name" with a sub-question: "What is the name of the service that provides your Internet connection?". Below this, there is a text box containing "BigAir Backup Dial-Up". The text "Type the name of your ISP in the following box." and "ISP Name" is visible above the text box. Below the text box, it says "The name you type here will be the name of the connection you are creating." At the bottom, there are three buttons: "< Back", "Next >", and "Cancel".

7. Enter the **phone number** for your area (See **Appendix A**) and click Next to Continue

The screenshot shows a Windows-style dialog box titled "New Connection Wizard". The main heading is "Phone Number to Dial" with a sub-question: "What is your ISP's phone number?". Below this, there is a text box containing "0198333791". The text "Type the phone number below." and "Phone number:" is visible above the text box. Below the text box, there is a note: "You might need to include a '1' or the area code, or both. If you are not sure you need the extra numbers, dial the phone number on your telephone. If you hear a modem sound, the number dialed is correct." At the bottom, there are three buttons: "< Back", "Next >", and "Cancel".



BigAir Backup Dial-Up Guide

8. Enter your full BigAir Username and Password. Be sure to **Un-tick Make this the default Internet Connection** and click **Next** to Continue.

The screenshot shows the 'New Connection Wizard' window with the 'Internet Account Information' tab selected. The window title is 'New Connection Wizard'. Below the title bar, there is a sub-header 'Internet Account Information' and a small icon of a dial-up modem. The main text reads: 'You will need an account name and password to sign in to your Internet account.' Below this, there is a paragraph: 'Type an ISP account name and password, then write down this information and store it in a safe place. (If you have forgotten an existing account name or password, contact your ISP.)' There are three input fields: 'User name:' with the text 'username@bigair.com.au', 'Password:' with masked characters, and 'Confirm password:' with masked characters. Below the fields are two checkboxes: the first is checked and labeled 'Use this account name and password when anyone connects to the Internet from this computer'; the second is unchecked and labeled 'Make this the default Internet connection'. At the bottom right, there are three buttons: '< Back', 'Next >', and 'Cancel'.

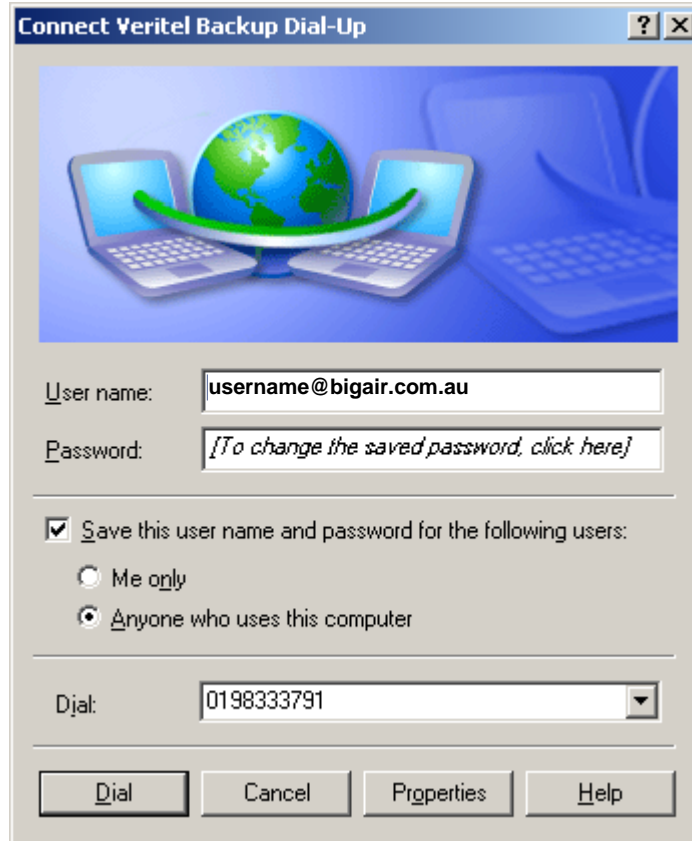
9. Tick **Add a shortcut to this connection on my desktop** and click **Finish**

The screenshot shows the 'New Connection Wizard' window at the 'Completing the New Connection Wizard' step. The window title is 'New Connection Wizard'. On the left side, there is a large blue globe graphic and a small icon of a dial-up modem. The main text reads: 'You have successfully completed the steps needed to create the following connection:' followed by the connection name 'BigAir Backup Dial-Up' and two bullet points: 'Share with all users of this computer' and 'Use the same user name & password for everyone'. Below this, it says: 'The connection will be saved in the Network Connections folder.' There is a checked checkbox labeled 'Add a shortcut to this connection to my desktop'. At the bottom, it says: 'To create the connection and close this wizard, click Finish.' At the bottom right, there are three buttons: '< Back', 'Finish', and 'Cancel'.



BigAir Backup Dial-Up Guide

10. Click the Shortcut on your desktop labeled [BigAir Backup Dial-Up](#). Click [Dial](#) and you will now be online using our Backup Dial-Up Facility.



Important Information

1. To send mail using Backup Dial-Up you will have to set your outgoing server (SMTP) to smtp.bigair.com.au.
2. Data downloaded via the Backup Dial-Up service will be counted towards your BigAir Wireless monthly data allowance.



APPENDIX A

POP	State	Number			
Adelaide	SA	0881223791	Lismore	NSW	0266070791
Albury	NSW	0260000791	Mackay	QLD	0749003791
Alice Springs	NT	0889020791	Maroochydore	QLD	0754000791
Armidale	NSW	0267004791	Maryborough	QLD	0741003791
Ballarat	VIC	0353000791	Melbourne	VIC	0399123791
Bathurst	NSW	0263013791	Mildura	VIC	0350083791
Bega	NSW	0264006791	Morwell	VIC	0351106791
Bendigo	VIC	0354000791	Mount Gambier	SA	0887076791
Brisbane	QLD	0731073791	Mount Isa	QLD	0747050791
Broken Hill	NSW	0880010791	Murray Bridge	SA	0885135791
Broome	WA	0891003791	Newcastle	NSW	0249063791
Bunbury	WA	0897020791	Nowra	NSW	0244026791
Bundaberg	QLD	0741000791	Orange	NSW	0263186791
Cairns	QLD	0740003791	Penrith	NSW	0247013791
Campbelltown	NSW	0246003791	Perth	WA	0862603791
Canberra	ACT	0261013791	Port Augusta	SA	0886183791
Coffs Harbour	NSW	0266016791	Port Macquarie	NSW	0265000791
Darwin	NT	0889003791	Richmond	NSW	0245010791
Dubbo	NSW	0268049791	Rockhampton	QLD	0749002791
Gawler	SA	0885046791	Rockingham	WA	0895057791
Geelong	VIC	0352003791	Shepparton	VIC	0358000791
Geraldton	WA	0899046791	Southport	QLD	0755113791
Gisborne	VIC	0354022791	Sydney	NSW	0290073791
Gladstone	QLD	0749062791	Tamworth	NSW	0267124791
Gosford	NSW	0243003791	Taree	NSW	0265003791
Goulburn	NSW	0248033791	Toowoomba	QLD	0746003791
Grafton	NSW	0266055791	Townsville	QLD	0747003791
Griffith	NSW	0269035791	Wagga Wagga	NSW	0269000791
Hobart	TAS	0362003791	Wangaratta	VIC	0357138791
Kalgoorlie	WA	0890093791	Warragul	VIC	0356048791
Karratha	WA	0891073791	Warrnambool	VIC	0355166791
Katanning	WA	0898140791	Wollongong	NSW	0242003791
Kawana Waters	QLD	0754006791	National Number		0198333791
Launceston	TAS	0363000791			